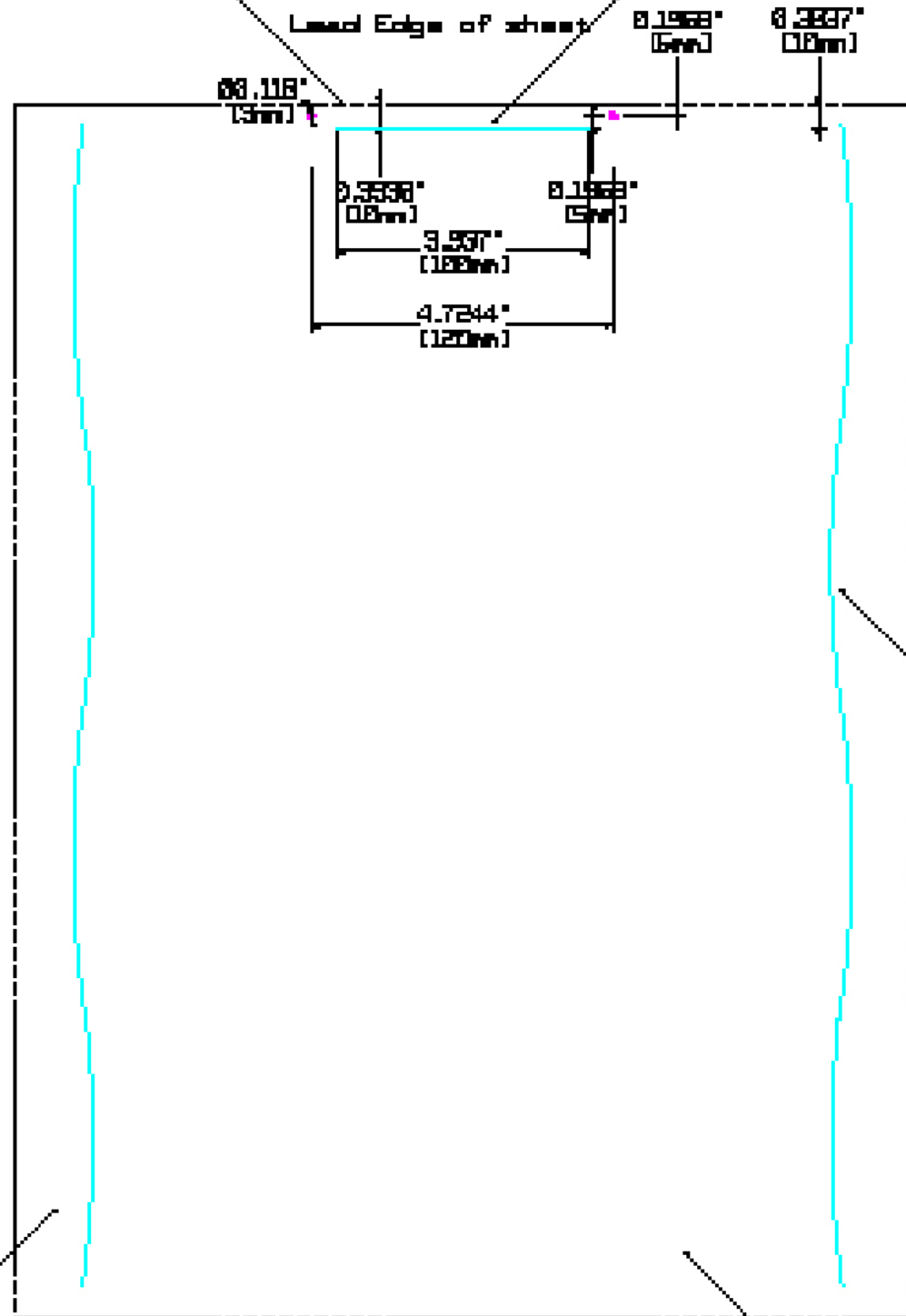


Trim of die and or edge of sheet depending on the file. This is up 5mm or .1969 from center of holes.

First cut knife is down 5mm or .1969" from center of holes. It is down 10mm from the trim of die or edge of sheet. This will be either a partial cut knife or the first knife that is cutting the product.



- Full Cut
- Crease
- Perf
- Kiss cut/ or lower height of partial/wavy
- Sheet going into cutter

Wavy lines on each side to help keep sheet tension. Move these outside of the cutting area.

Move wavy lines to be .25" away from trim of die if there is space to do so. Can be as close as .125" from outside cut and trim if needed.
Can place wavy lines 1/2 way between cut and sheet edge

If bottom trim is not given to us, then set bottom trim at .5" down from bottom knife.

Max Die trim is 14.33"

Blank - Blue
 Cut - Red
 Crease - Blue
 Perf - Green
 Kiss Cut - Cyan
 Sheet - Black








IMPACT
 CONVERTING & SYSTEMS SOLUTIONS

Trim of die and or edge of sheet depending on the file. This is up 5mm or .1968 from center of holes.

First cut knife is down 5mm or .1968" from center of holes. It is down 10mm from the trim of die or edge of sheet. This will be either a partial cut knife or the first knife that is cutting the product.

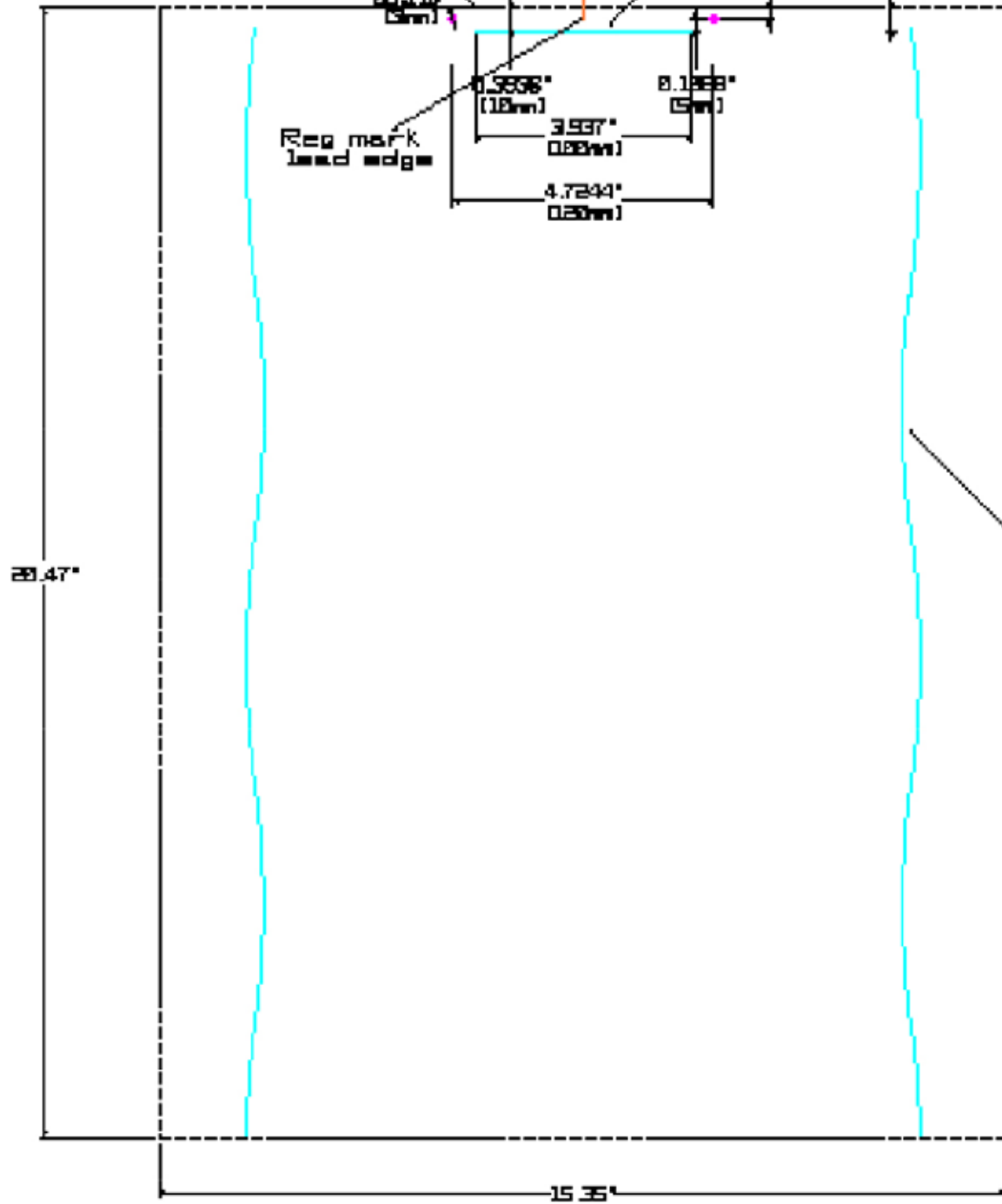
Duplo UD-310

-  Full Cut
-  Crease
-  Perf
-  Kiss cut/ or lower height of partial/wavy
-  Sheet going into cutter

Wavy lines on each side to help keep sheet tension. Move these outside of the cutting area.

Move wavy lines to be .25" away from trim of die if there is space to do so. Can be as close as .125" from outside cut and trim if needed.

Maximum sheet size is 15.35" x 20.47".
 Minimum sheet size is 8.267" x 11.683"
 Maximum die trim size is 15.35" x 20.5"



IMPACT - ILS
 ILS - ILS
 ILS - ILS
 ILS - ILS
 ILS - ILS
 ILS - ILS
 ILS - ILS
 ILS - ILS

